

2024 KaiNexicon

Warning: Signs!

From Cautionary Commands
to Proactive Prevention




Mark Graban
Senior Advisor

WARNING:

SIGNS!

CAUTION

**ENTERING
THE
SIGN-IVERSE**



WARNING

**SIGNS DON'T
WORK**



POMPEI, 79 A.D.





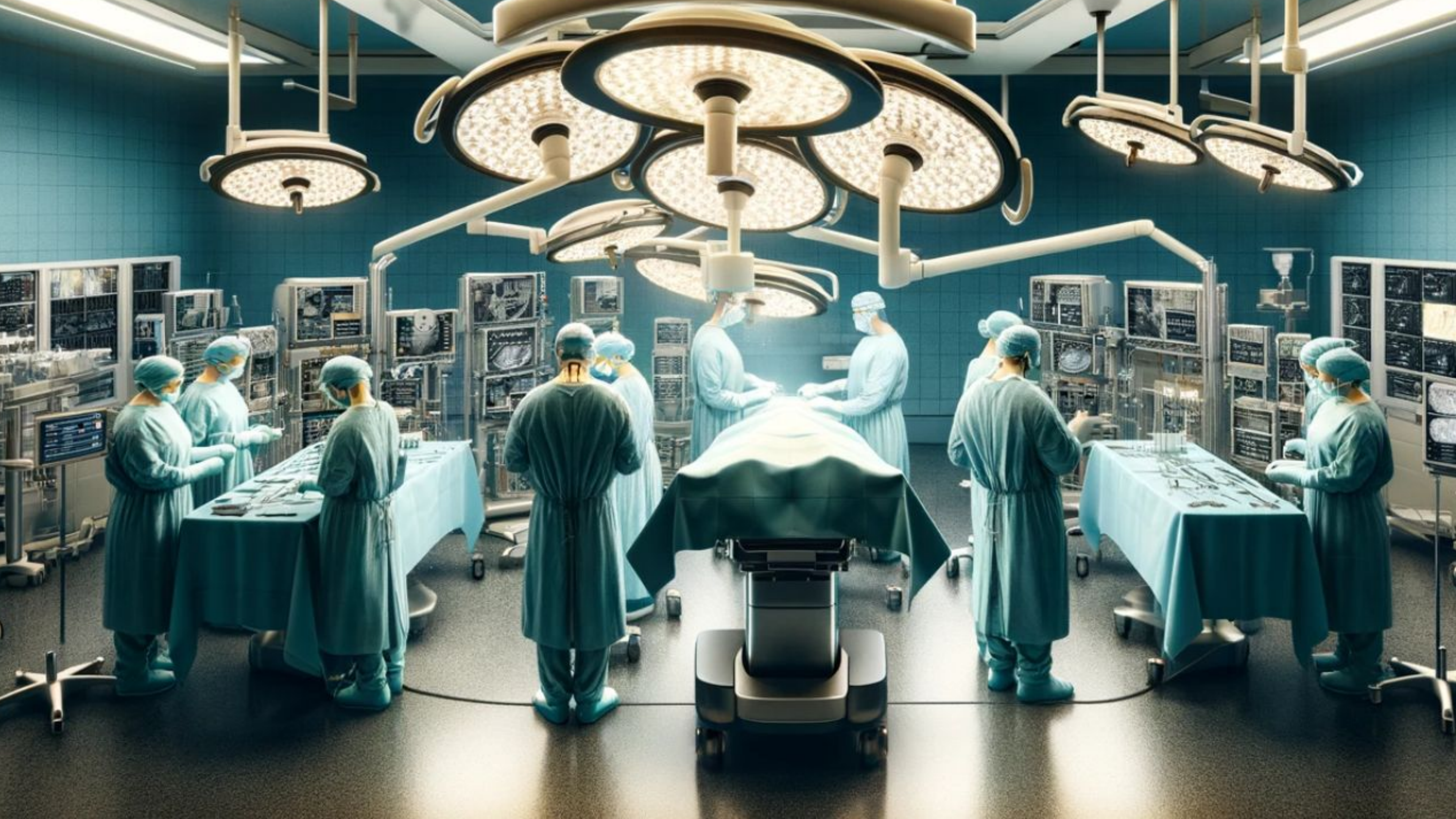
BOSTON, 1775

**THE
REDCOATS
ARE
COMING!**

PAUL REVEEUR.

THE CENTIGI THE STATERS FIRRKHERS





CAUTION
DON'T OPERATE ON THE WRONG SIDE



LESSON

**IMPROVE
THE SYSTEM**



WARNING

Risk of injury.
Do not reach
inside until motion stops.



CAUTION

DO NOT OPERATE
MACHINE WITHOUT
GUARDS IN PLACE

WARNING

THIS MACHINE
STARTS
AUTOMATICALLY

CAUTION

Before opening the safety door
and starting the fabric cycle
confirm that the machine is
stopped.

CAUTION

Before opening the safety door
and starting the fabric cycle
confirm that the machine is
stopped.

CAUTION

Before inserting the Return Rack
and starting the Robot make
certain there are no people *inside*
the Robot cell.

SETON NAME PLATE CO. 800-343-8834

BACKPEDALING

**SIGNS MIGHT BE
THE BEST
YOU CAN DO**











WOW!
WOW



MIND BLOWN!



WHA....

LESSON

**MISTAKE-
PROOFING IS
MORE EFFECTIVE**





WARNING



Turn off engine.



No smoking or open flames
in the fuel dispensing area.



No one under 16 may use pump.
Do not leave pump unattended when in use.



Turn off cell phones and
other electronic devices.



Discharge your static
electricity before fueling.

Before using pump, touch any metal on the car
away from the vehicle's fuel filler with bare hand.
This will discharge static electricity on your body.
Failure to fully discharge may ignite gasoline vapors.

Do not re-enter your vehicle while gasoline is pumping.
This can recharge your body with static electricity. If you
must re-enter your vehicle, discharge static electricity
again before touching the pump nozzle.

If a fire starts, do not remove nozzle. Back away
immediately and tell attendant. If no attendant is on site,
use the Emergency Shut-Off Button to stop pump.



Do not put fuel in
unapproved containers.

For Help – Call Attendant



CAUTION
LASER LIGHT - DO NOT
STARE INTO BEAM
630-680 nm LASER,
1.0 mW MAX POWER
CLASS II LASER PRODUCT

ATTENTION
Please insert card with magstripe
face down and to the right.

CAUTION
DON'T FORGET TO
TAKE YOUR CREDIT
OR DEBIT CARD

CAUTION

**DON'T FORGET TO
RETURN NOZZLE
TO PUMP**



TYPES OF MISTAKE-PROOFING

- 1. PREVENTION**
- 2. DETECTION**
- 3. MITIGATION**
- 4. WARNINGS**

PREVENTION



DETECTION

Create your free account

Email address

mark@kainexuscom |

Please enter a valid email address.

Verify email >

Email address

m

Please enter a valid email address.

MITIGATION



WARNING



GRILLED
SALMON

CONTAINS: FISH

2: PICK SOME SIDES



LESSON

**SIGNS ARE A SYMPTOM
OF THE PROBLEM, NOT
A SOLUTION**

***Don't walk
into me ...
please!***

**CAUTION
SWINGING
DOOR**

NOTICE


ACCESS TO SITE REQUIRES:

- Valid Contractor Access Badge
- Hard Hat
- Safety Glasses
- Work Boots
- Vest (Must have reflective stripes)
- Pants (No Shorts)
- Minimum of a Short-Sleeved Shirt

CAUTION: OPEN DOORS
SLOWLY TO PREVENT
ACCIDENTAL COLLISION



Please open
the door
carefully



**PLEASE
WATCH YOUR
SHOULDERS
WHILE IN
CORRIDOR!!!**

THANKS

Handwritten scribbles and initials in the bottom left corner.

Handwritten signature "Gosu" in the bottom right corner.

**PLEASE DO NOT PARK
STRETCHERS OR CARTS
IN THIS HALLWAY**

PLEASE DO NOT PARK
STRETCHERS OR CARTS
IN THIS HALLWAY





ERIC ETHINGTON

“Remember a quote from my sensei Yamada-san, “Signs are an excuse that we could not make a good system.””

**ACCORDING TO RMC POLICY
ANY PATIENT WEIGHING 250 LBS
OR OVER SHOULD USE A HOVER-
MATT FOR LATERAL
TRANSFERS,**

**USE THIS EQUIPMENT FOR
TURNING AND TRANSFERS TO**

KEEP  **YOU AND THE
PATIENT SAFE FROM INJURY,**

THANK YOU

**IF YOU DO NOT KNOW WHERE
THE KEY IS ON YOUR UNIT, ASK
YOUR TEAM LEADER,
MANAGER, OR DIRECTOR.**



T. Johnson
SL

Do you know about the Double Key Bounce?

Handwritten signature



J.T
CME
B
W
M
M

Be Alert with the Alaris SE Pumps!

Handwritten initials

Handwritten circled '44'

Cases have been reported in which the infusion pumps inadvertently registered the same number twice, without notice, while programming the rate (i.e., the pump recorded 366 per hour, not 36 as intended).

Beware of the Double Key Bounce!

Handwritten signature

Handwritten initials and symbols

DO NOT PRESS STAT BUTTON AT ANY TIME

LOAD

LOAD

ROUTINE

STAT

CAUTION

DO NOT BUMP

CENTRIFUGE

KNOBS

OPEN

SORVALL LEGEND





DO NOT SPILL – WIPE ANY SPILLS IMMEDIATELY

DO NOT SPILL - WIPE ANY SPILLS IMMEDIATELY



DO NOT SPILL - WIPE ANY SPILLS IMMEDIATELY

Memo From Lab Manager:

“VERY BIG PROBLEM...

We’ve blown 3 electronic boards in just a few weeks (\$1000 a piece and a lot of frustration)...


... leaks fry the board directly underneath the lane loading area.”



CAUTION
When setting the stat
sample rack, confirm
the direction of rack.



↓ STAT ↓



HOMEWORK

1. FIND SIGNS

HOMEWORK

- 1. FIND SIGNS**
- 2. TEAR DOWN**

HOMEWORK

- 1. FIND SIGNS**
- 2. TEAR DOWN**

HOMework

- 1. FIND SIGNS**
- 2. PLAN DO
STUDY ADJUST**

NO
FOOD OR
DRINKS
PLEASE

No Food or
Drinks in this
Area.




In consideration of our patients who are not allowed to eat or drink while waiting for their appointment no food or drinks are allowed in this area.

No se permite comida ni bebidas en esta area.

En la consideración de nuestros pacientes no se permita que comer o beber mientras que esperan su cita no se permite ningún alimento o bebidas en esta área.

Do not place cups
or any items on
top of circuit
breaker enclosures.





TYPES OF MISTAKE-PROOFING

- 1. PREVENTION**
- 2. DETECTION**
- 3. MITIGATION**
- 4. WARNINGS**

Thank You!

Email: Mark@KaiNexus.com

Podcast: MistakesPodcast.com

Book: MistakesBook.com

Web: BeMoreCareful.com

Course: TKMG.com/courses/mistake-proofing
20% off with Code TKMG20

2024 KaiNexicon



NEW AUDIOBOOK!

